

# Kalmar Insight.

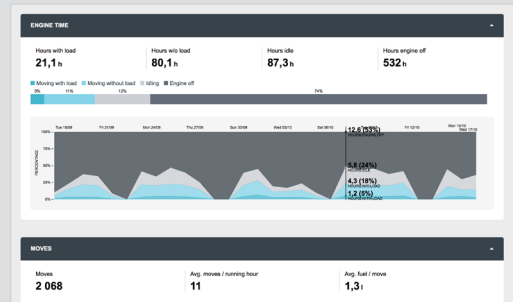
Performance management tool  
for cargo handling operations.

[kalmarglobal.com](http://kalmarglobal.com)



## Improve operational productivity.

- Kalmar Insight collects data from your fleet as it occurs
- Displays information in an easy to use interface, which you can playback at any time
- Allows you to take corrective action immediately, so your fleet utilisation rates are improved
- Saves you money and drives up operational efficiency.

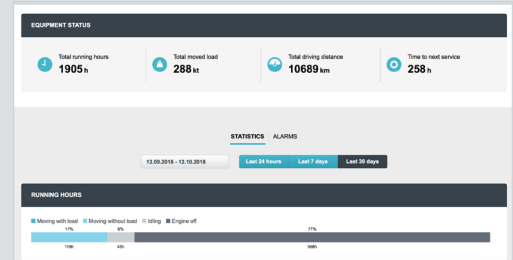


View each machine's movements as they occur.



## Maximise fleet availability.

- Kalmar Insight helps you plan maintenance, so you can schedule required work before issues arise
- Helps streamline your maintenance, by ordering the required spare parts in advance
- Reduces unplanned maintenance, increasing availability rates.

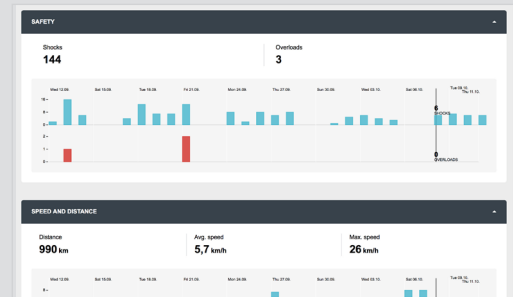


Plan your maintenance and spare parts needs.



## Drive operator safety.

- Kalmar Insight can provide you with information on each driver's performance
- Allows you to identify what actions and or training are needed
- Helps to improve your drivers' overall performance and correct any bad habits, improving operational efficiency.



View each operator's performance in real time.



## Stay informed.

- Gives you an easy to use overview of your fleet
- Aggregates data from multiple sources, including equipment built by other manufacturers
- New Kalmar equipment can be connected from day one
- Can be retro-fitted to older Kalmar machines or other manufacturers' equipment
- Access through mobile, tablet or more traditional screens.



Access on mobile, tablet or traditional screen.

**Kalmar Insight. Turning data into impactful, actionable insights.**



# Kalmar Insight.

Technical information.

Kalmar Insight is a cloud-based service that aggregates equipment and operational performance data into a single platform.



Kalmar Insight is accessed through any modern web browser and has optimised layouts for different screen types:

- Mobile phones
- iPads
- Laptops
- Desktops.



The main source of data for Kalmar Insight is from your fleet via the Kalmar Connect hardware, which:

- comes fitted as standard in most new Kalmar equipment
- can be retro-fitted to your existing Kalmar equipment
- can be fitted onto other manufacturers' equipment.



Kalmar Connect uses GPS for recording the position of equipment and a cellular data connection for communicating between equipment and the cloud. This data is then retained in a secure cloud storage.



You can also export and integrate the data into:

- Your Maintenance Management System
- Your Fleet Management System
- Other operation support and reporting systems.

Data can also be imported from these systems into Kalmar Insight to enhance your experience.

## For new Kalmar equipment:

Kalmar Connect is able to connect directly to the Equipment Management System (EMS) for new Kalmar equipment, and collects equipment information like:

- Location and routes
- Running hours
- Full fuel and energy consumption data
- Shock and overload events
- Moves, pick and ground event
- Lifts and load spectrums, container sizes
- Idling, travel and speed data
- Alarms.

## For 3rd party and older Kalmar equipment:

For 3rd party equipment and older Kalmar equipment Kalmar Connect can collect\* information on:

- Position data
- Running hours
- Shock data
- Fuel consumption.

\* The data that can be collected and displayed is dependent on the machine data available.

**Kalmar Insight. Turning data into impactful, actionable insights.**

